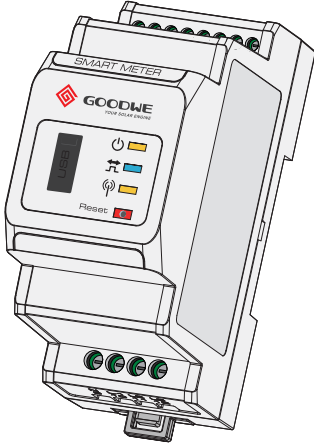


Smart Meter

USER MANUAL



No.90 Zi Jin Road, SND, Jiangsu, China.
www.goodwe.com | service@goodwe.com

01 INTRODUCTION

GoodWe Smart Meter is designed with high precision small dimensions, convenient operation and installation.

It is available for both single-phase grid system connection to detect voltage, current, power and energy, for working with inverters including SEMS systems for the purpose energy management.

Any fault or damage caused misoperation or disobeyal against the rules on manual is beyond GoodWe warrenty cover range.

PACKING LIST

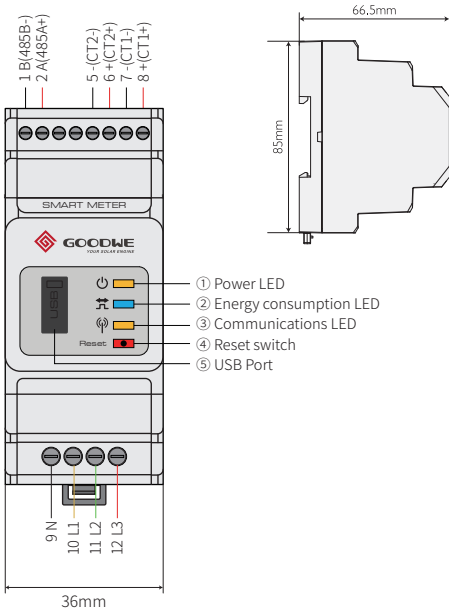
- | | |
|---------------------------|------------------------------------|
| 1*Smart Meter | 8*Cable Connection Terminal |
| 1*Screw Driver | 1*RJ45-to-Pin Cable ^[1] |
| 2*CT(Current Transformer) | |

NOTE:

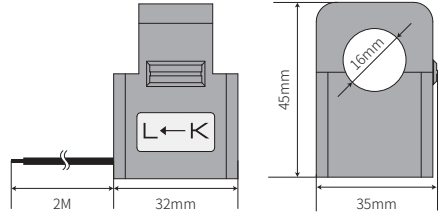
[1] Only suitable for RS485 cable connection on RJ45 port of GoodWe hybrid inverters.

02 OVERVIEW

2.1 SMART METER OVERVIEW



2.2 CT OVERVIEW



03 INSTALLATION INSTRUCCION

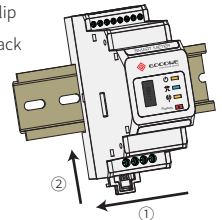
3.1 INSTALLATION ENVIROMENT

Protection Class: IP20(for indoor use)

Operating Temperature: -25°C~60°C

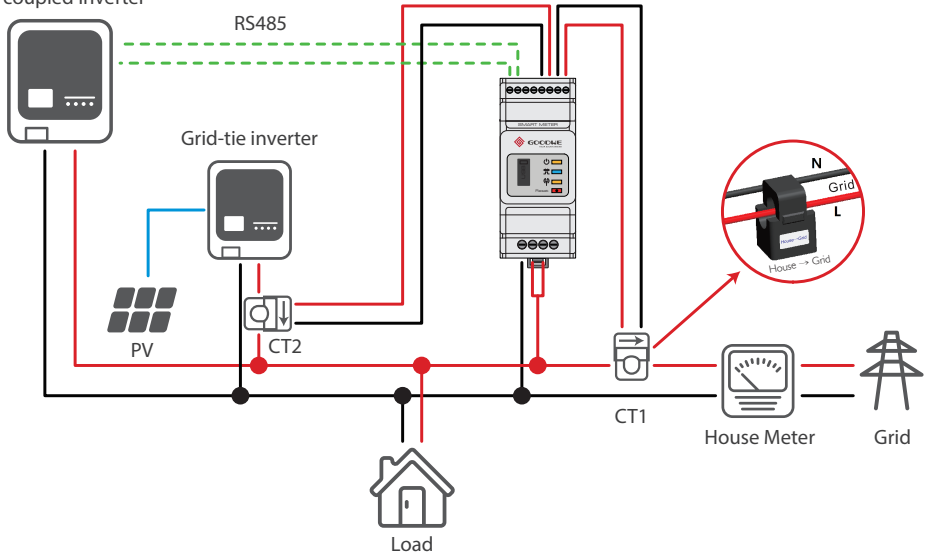
3.2 INSTALLATION (WITH DIN TRACK)

- ① Pull to release the retaining clip
- ② Mount the HomeKit on the track and push the Retaining clip up(a click sound indicates it is installed well)



3.3 WIRING CONNECTION

AC coupled inverter



Correct direction of CT: House (K)→Grid(L).

⚠ Incorrect connection or direction will cause incorrect data.

04

ELECTRICAL DATA

MODEL		GM1000D
APPLICATION		Single-phase
Voltage	Nominal Voltage	230Vac
	Voltage Range	160V ~ 280V
	Frequency	50Hz/60Hz
Current Input	Nominal Current	CT in:120A/40mA
	Current Range	0.48A ~ 120A
Self-Consumption		3W max
Data Detection		Voltage / Current / Active Power / Reactive Power / Power Factor / Frequency
Energy Calculation		Active / Reactive Power Energy
Precision	Voltage/ Current	Class 1
	Active Power	Class 1
	Reactive Power	Class 2
Communication (With inverter)		RS485 (Bund Rate 9600 / ModBus Protocol / communication cable max. length 100m)

05

INTERFACE

5.1 INDICATIONS

- **Power LED:**
Normal status: ON
- **Energy Consumption LED:**
Consuming: ON
Generating: Blinking
- **Communicating LED:**
Transmitting data: ON
Resetting: Blink 5 times

5.2 RESET SWITCH

Press	Function
<3s	Meter reset
5s	Meter settings initialization
>10s	Meter initialize settings and clear energy data

5.3 USB PORT

For after-sales maintenance.